



Dummy News and Views

the Newsletter of the United States Stamp Society - Dummy Stamps Study Group

Issue Number 29

Fall 2012



Welcome to the Dummy Stamps Study Group's Twenty-Ninth Newsletter

This newsletter is produced quarterly by the United States Stamp Society's - Dummy Stamps Study Group for your information and pleasure. We hope that the information included in this newsletter will be informative, useful and encourage your enjoyment of collecting dummy/test stamps. Our goal is to keep you up-to-date with the latest information available to our group. Questions, comments and articles proposed for publication should be directed to Terry R. Scott, Chairman of the Dummy Stamps Study Group at trs@napanet.net

Additional Information on Scott TD51 with Pre-printing Paper Fold

by Terry R. Scott

In the last *Dummy Stamps Study Group* Newsletter, Number 28, Summer 2012, I illustrated an interesting test stamp that I found at the APS StampShow in Sacramento, CA. I have illustrated this item again below.



In that article I asked if other collectors had similar items and would they please report them. Soon after the article appeared, fellow Dummy Stamps Study Group Members Joann and Kurt Lenz reported that they have a block of 4 of Scott TD51 with pre-printing paper fold. The front of this block of 4 is illustrated to the right and the rear of it is illustrated on page 2 of this newsletter..

After they notified me of their find I went back to my collection and found that I actually had already owned a Scott TD51 with pre-printing paper fold and wasn't aware of it at all! It pays to check out what you have a bit closer than I seemed to have done.

My other example is a block of 12 of the Scott TD51 test stamps showing full left and right margins. My block of 12 was originally the top block of 12 from a block of 30 that fellow Dummy Stamps Study Group Member Mike Perry had.



please turn to page 2 ➤

In this issue:

Additional Reports of Scott TD51 with pre-printing paper fold	1
Recent Auctions of Interest	3
Proposed Future DSSG Projects	7



These test stamps were printed by Bruckman A. G. of Munich, Germany by the photo-etching process

using a somewhat mutilated 5¢ Washington/Franklin stamp design. These were printed 6-stamps wide by a continuous strip long.

Mike Perry's block of 12 of the TD51 test stamps with margins, that was below the block of 12 that I have in my collection, is illustrated below with my block of 12 above it. There was originally a horizontal strip of 6 TD51 test stamps between the block of 12 that I possess and the block of 12 that Mike Perry has, but the pre-printing paper fold does continue through his block of 12 along the same path as the one in my block of 12.

The front of the block of 12 that Mike Perry has is shown beneath my block of 12 and it is noted where the pre-printing paper fold is. If you imagine another row of stamps between the two blocks of 12 you can see how the pre-printing paper fold continues through both blocks and would also have been through the stamp(s) in the strip that was originally between these two blocks of 12.



V This is where the middle crease begins



please turn to page 3 ➤

Glenn Morgan of England sent me the following scan of a pair of TD51 test stamps with a pre-printing paper fold. It is unknown who owns the item as he only had the scan in his files.




These kind of wrinkles are common on any web fed press (or even in the paper mill). If there is a variation in the moisture in the roll of paper, the wrinkles tend to form as the web passes over a series of rolls - especially if those steel rolls are not perfectly parallel. One way around this was to use what are known as "Mt. Hope" rolls in the printing press or paper machine - that was a rubber roll on a curved shaft that could be adjusted to form a slight crown as the paper passed over it - thus stretching the paper in the center of the web a little and preventing wrinkles from forming. In the early experiments of the web fed printing press, I doubt they had the ability to control wrinkle formation. Thanks to Mike Perry for this information about pre-printing paper folds. ☐

Recent Auctions of Interest to Dummy Stamp Collectors

by Terry R. Scott

On September 30, 2012 FUSCO Auctions held Public Stamp Auction that contained the following test stamps. There is a 15% Buyer's Premium for this sale.




Lot 136 Group of Interesting Printer's Several full sheets of what appear to test sheets or printer pre-production waste. Some the sheets are marked with lot numbers and such. Interesting. Photos. Est.\$50.00-\$200 Realized \$65.00

On October 11-14, 2012 Daniel F. Kelleher Auctions LLC held Sale #632 that contained the following test stamps. There is an 18% buyer's premium for this sale.



Lot 1652 TD61A Test Stamps, 1917, Kendall Stamp Affixer (Scott TD61A), exciting offering of this newly discovered Test coil stamp, from the Kendall Manufacturing Company, of Boston, Mass., showing illustration of stamp affixer on each test stamp, a choice coil strip, the left stamp with adherence on reverse from being slightly stuck to another stamp from the test roll, perhaps no more than a few dozen or so examples of this scarce test coil are currently known to exist, an impressive coil, that should gain listing in the Scott specialized catalog, currently unlisted, strip of 3, o.g., never hinged, Fine to Very Fine. Photo. Estimate \$1,000.00 - \$1,500.00 Realized \$550.00



please turn to page 4 ➤




Lot 1653 Test Stamps, 1917, Kendall Stamp Affixer (Scott TD), newly discovered Test coil stamp, from the Kendall Manufacturing company, of Boston, Mass., showing illustration of stamp affixer on each test stamp, an impressive newfound coil, strip of 3, o.g., never hinged; left stamp with pulled perf at left and some thinning, right two stamps completely sound, Fine to Very Fine. Photo. Estimate \$750.00 - \$1,000.00 Not sold.

On October 17, 2012 Vance Auctions, Ltd. held Internet/Mail Sale #291 that contained the following test stamps. There is no Buyer's Premium for this sale.



Lot 4262 TD33, Very scarce TEST COIL STAMP PAIR from Everett Mass, circa 1910's. F-VF, NH. Rarely seen. Photo. Estimate \$150.00+ \$CDN Realized \$100.00.

Lot 4263 TD91, Test Coil Pair. VF, NH no Photo. Cat \$50.00 Not sold.

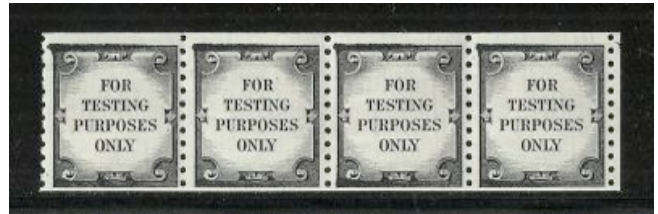


Lot 4264 TDB7, TEST STAMP 97¢ BOOKLET containing 4 misperforated & miscut panes of 6 plus interleaving. VF, NH. Scarce. Cat \$900.00 Photo. Estimate \$450.00+ \$CDN Realized \$455.00 USD

On December 4-6, 2012 Earl P.L. Apfelbaum Inc. held Public Auction Sale #1116 that contained the following test stamps. There is an 18% buyer's premium for this sale.

Lot 1429 * 1960-70 Blank Test Coil (TD10b), complete roll of 500, VERY FINE, og, NH No Photo Catalog Value..\$6,750.00 Realization unknown.

On December 1, 2012 Modern Stamps, Inc. held Public Auction #416 that contained the following test stamps. There is no Buyer's Premium for this sale.



Lot 198 TD107d Test Coil Stamps, Tagged, Dull Gum, Cmppt. Roll of 500 (Minus Strip of 4 Removed from Center for Identification), OG, MNH, F-VF Photo. Estimate \$1,200.00 - \$1,300.00 Realization unknown.

On December 4-6, 2012 Earl P.L. Apfelbaum Inc. held Public Auction Sale - 1116 3 that contained the following test stamps. There is an 15% buyer's premium for this sale.

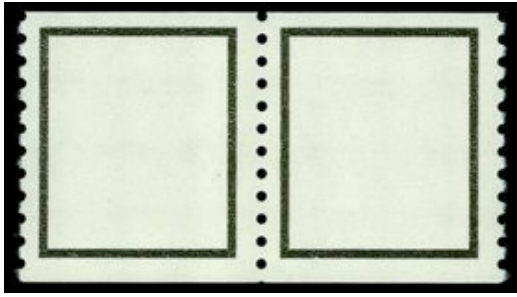
Lot 1429 * 1960-70 Blank Test Coil (TD10b), complete roll of 500, VERY FINE, og, NH No Photo Catalog Value...\$6,750.00 Realization unknown.

On December 12, 2012 Michael E. Aldrich Auctions held Sale #73 that contained the following test stamps. There is an 15% buyer's premium for this sale.

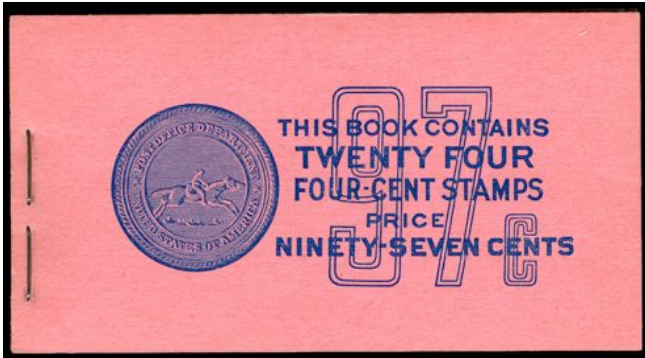


Lot 563 (TD123) 29c Eagle, Plate #1111 Strip of Five with open ends, self-adhesive, Extremely Fine Photo. CV \$325.00 Realized \$100.00

please turn to page 5 ➤




Lot 564 (TD125) Blank Gray Frame, H. Pair, OG, NH, Extremely Fine Photo. CV \$250.00 Realized \$100.00



Lot 565 (TDB5) Blanks, Comp. Booklet of Four Panes of Six, OG, NH, Very Fine Photo. CV \$175.00 Realized \$75.00



Lot 566 (TDB11) Blanks, Complete Booklet of Four Panes of Six, overprinted "DUMMY" in violet, OG, NH, Very Fine Photo. CV \$125.00 Realized \$40.00



Lot 567 (TDB86) Blue "For ATM Testing", Pane of 18 w/Pl. #V1, self-adhesive, Extremely Fine Photo. CV \$250.00 Realized \$95.00

please turn to page 6 ➤



Lot 568 (TDB87) Black "For Testing....", Booklet Pane of 19 w/Pl. #V1, self-adhesive, Extremely Fine Photo. CV \$150.00 Not sold

Lot 569 (TDB89) Magenta "For Testing....", Booklet Pane of 19 w/Pl. #V1, self-adhesive, Extremely Fine Photo. CV \$250.00 Not sold



please turn to page 7 ➤

On December 12-14, 2012 Daniel F. Kelleher Auctions, LLC held sale #633 that contained the following test stamp. There is an 18% Buyer's Premium.

Lots 1147 and 1148 ** Each were "Dummy unprinted sheet, complete sheet of 50" were withdrawn prior to the auction. Before the auction these were identified to be from a Pacific '97 demonstration and not what was described in the catalog. Thanks to the auction firm for realizing this and withdrawing these.



Lot 1149 ** TD123 Test Coil, 1992 (Scott TD123), o.g., never hinged, partial roll of 54 self adhesive stamps, with two plate number coils of five, scarce item, Very Fine. Photo. Scott \$1,266.00 Estimate \$200.00 - 300.00 Realized \$295.00

Proposed Future DSSG Projects

Updating Research Paper Number 3 - Dummy Stamp Booklets

Work is progressing, very much still at a snail's pace, on updating Research Paper Number 3 - Dummy Stamp Booklets. The last update by Earl McAfee, Dummy Booklets Study Group Chairman, was in 1998. Since then there have been many new discoveries. Many of them have been written up in articles in *The United States Specialist*. Now the time has come to document and illustrate them in a new updated version of Research Paper Number 3. I am in charge of this update project and knowing that it will

take quite a bit of time to complete, have no estimated completion date in mind. I will be asking all of you to join me in this project as I am not able to do it all, nor would you want me to do it all. It is a DSSG project and all members should have a chance to provide their input. Several illustrations are needed and a listing of these will be sent to you when I compile it. Scans at 300 dpi are necessary for clarity. It is anticipated that this publication will be in color. It has not yet been determined if it will be available on CD. □

The Other Projects

There are several other projects currently being worked on by various members of the DSSG. They are as follows:

- Compiling a complete and comprehensive list of dummy test stamp roll sizes, box and roll labels. There are many different styles of labels sometimes found on the same test stamps. This is especially true of Bureau of Engraving and Printing products

- Compiling a complete and comprehensive record of auction appearances and prices realized for test stamps
- Compiling a complete and comprehensive listing of references for test stamps
- Compiling a complete and comprehensive list of plate numbers printed on test stamps and the frequency in which they appear and the frequency of joint lines on test coils when they appear. □

Requests for Articles for The United States Specialist

by Terry R. Scott

Leonard Piszkiwicz, Editor of *The United States Specialist*, is always looking for articles of interest for inclusion in our society's monthly publication. The type of articles Len needs most are the shorter ones, one or two-page articles. If you are considering writing an article for *The United States Specialist*, please contact him for instructions. If the article is regarding dummy stamps, I would appreciate knowing

about it also. Many members of the DSSG have written articles on dummy stamps and other stamps for this publication. It is rewarding and other USSS members benefit greatly from the information that is published in *The United States Specialist*.

Leonard can be reached by e-mail at: lenp@pacbell.net □

This issue and all past issues of the Dummy Stamps Study Group Newsletter - Dummy News and Views may be found at:

<http://www.usstamps.org/dssg.html>