

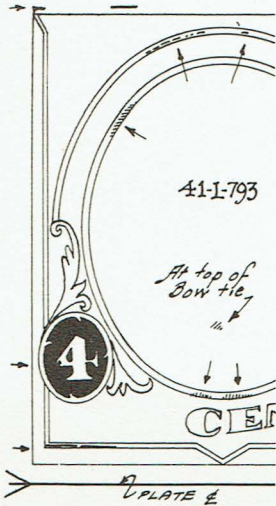
The SHIFT HUNTERS

SHIFT HUNTER LETTER No 66
VOLUME VI No 1 JANUARY 1934

REPRINT !!!




Due to the fact that the great influx of new subscribers in December, 1935, and January and February, 1936, has completely exhausted the reserve stock of the original printing of SHL #66, we have been compelled to have it reprinted so that their files may be complete. Then to demonstrate the gain in space obtained by the change in style, we are mounting it on the new master form and including a copy to all of the old subscribers. Thus it is that this report, originally issued in January 1934, is in the size and style of the 1935-36 reports.

ALL SPACE ABOVE AND BELOW THE OLD COPY IS A CLEAR GAIN IN TEXT TO YOU



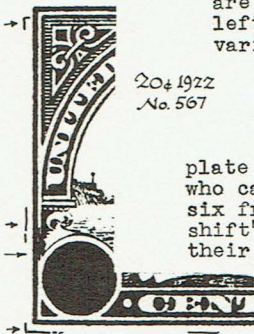

THIS is the first SHIFT HUNTER LETTER of 1934, and is being designated as Volume 6, No. 1, for the reason that on the basis of twelve issues per year about five years' reports have already been issued. However, since a few extra reports have been issued in past years, it came about that the SHL year ending in August 1933 brought the whole number of reports issued to 65, altho Letters #64 and #65 had not been printed and sent to subscribers. As funds permit, we will issue these two reports so that 1932-33 subscribers will not be slighted. It is hoped that every subscriber will resubscribe and continue to cooperate so that the interest and value of the reports may be maintained.

C.S.ERNST favors us with the top half of the left pane of plate 793, used for 4¢ #280, showing 3 nice Double Transfers as illustrated. Position 8 is just to the right of the plate number; position 41 just above the left arrow, and 49 next to the last stamp in the row above the pane center line.



JEFF SCHENK sends this fine Crack on the 4¢ Rotary Press Coil #495, which was illustrated back in the dim and distant past in SHL #19, but which is pictured again to show its similarity to a Crack in the 2¢ Rotary Press Coil #453, Type I,

from the collection of E.P.NICKINSON. As has been noted in many recent issues, nearly all of the Cracks on Rotary Press plates appear in the outside rows of positions, and run parallel to the Joint Line; i.e., Cracks are vertical on plates curved sidewise and horizontal on plates curved endwise. Both these contentions are borne out by the 4¢ Coil, for it shows the Joint Line at the left. Look over all your line pairs and singles for both of the varieties....and it is probable that still others will be found.



DR. R.B.MONTGOMERY found this new Double Transfer on the 20¢ 1922, as illustrated at the left....now who can furnish the position data? From time to time we receive reports of some of these old flat plate issues still being on hand in small postoffices. For the benefit of any who can locate supplies of this stamp, SHL #20 reported that a plate block of six from the upper left pane of plate 18925 contained "one good and one minor shift". Dr. ARTHUR R. DAVIS was the finder of these but we do not remember their having been illustrated in past Letters. Were they Double Transfers or Shifts, and can somebody still furnish a copy for inspection and record?

At the extreme right is a beautiful series of Surface Cracks submitted by Dr. G.C.FRITSCHEL in the 1¢ 1902, #300....and is only one of many such items recently discovered in these earlier issues. Where, oh WHERE are the old-time collectors who laid away large blocks, panes and sheets of these items and can now produce them to help us definitely locate these "classics" which seem to show up only in singles?

At the risk of having it confused with the other "cracked" variety at the right of the page, we include this rogue's-gallery view of your humble correspondent....just so you will know what sort of chap it is that asks you to send your treasured possessions for his inspection and careful handling! Greetings, fellow SHIFT HUNTERS!



Cordially yours
Lawyer

NOTE: In making this reprint we have corrected the error which originally occurred in labelling the drawings of positions 8 and 41-1-793 - again referred to in SHL #67 by instructions to reverse the position numbers - since the correction has already been made please disregard those instructions!! For further information on this series, see SHL's 88, 89 and 89X. LMR 2/20/36